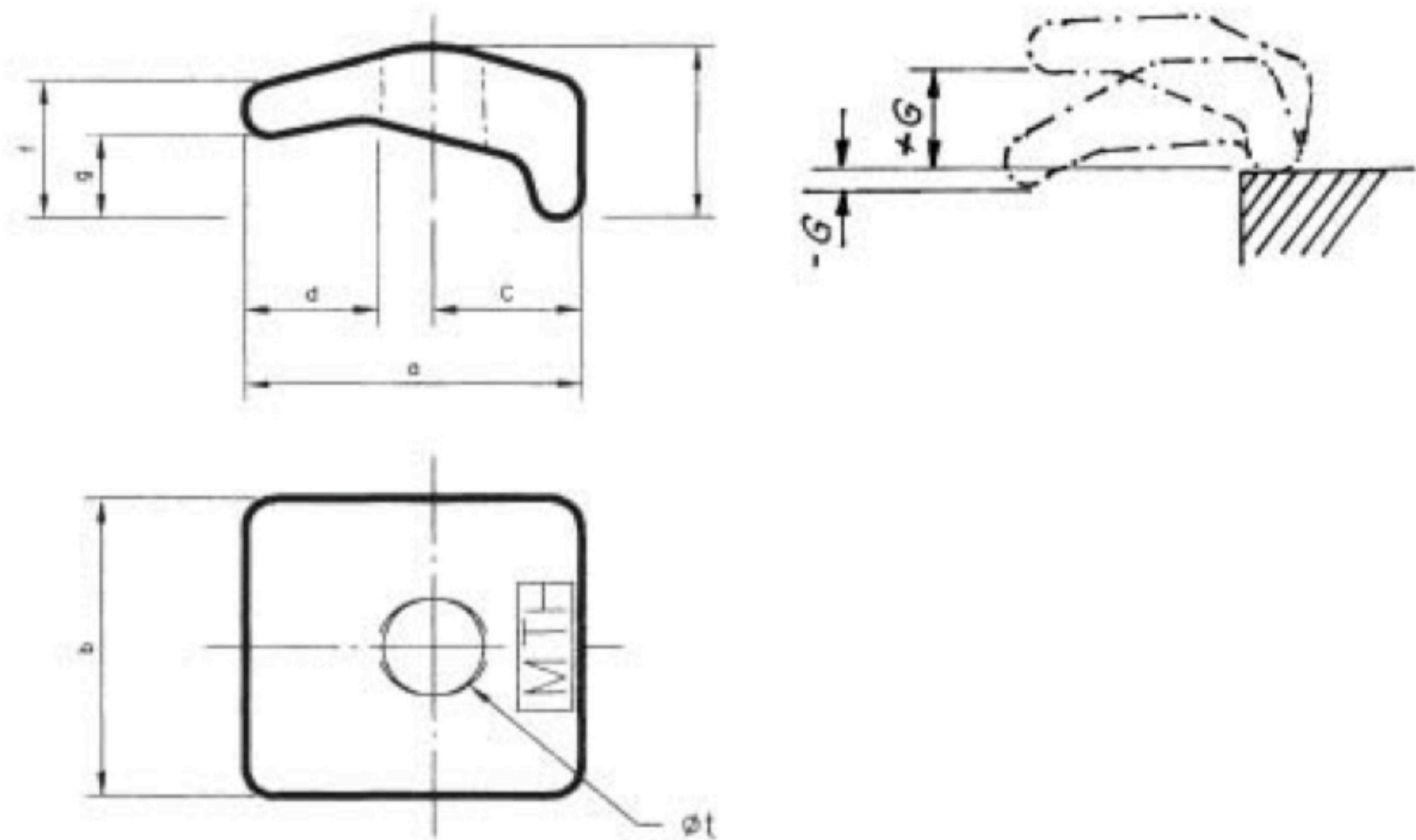


# Size table Nova Grip



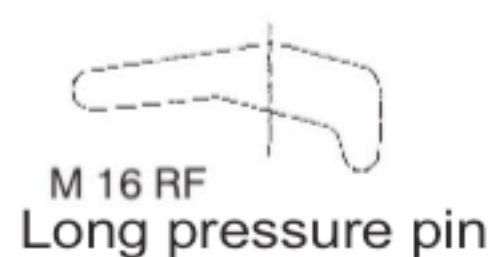
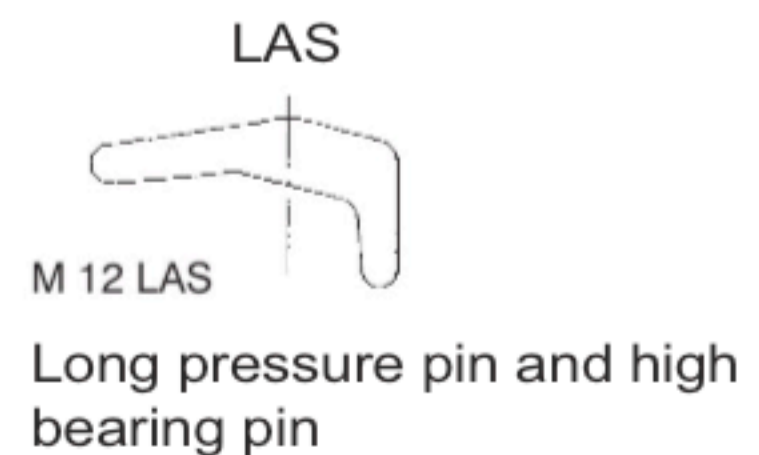
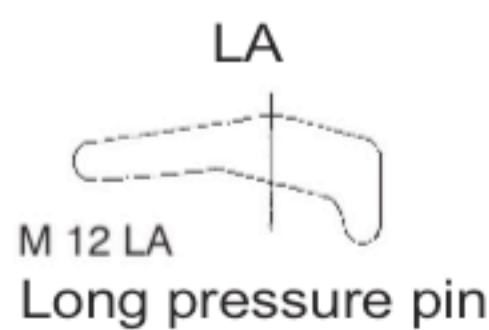
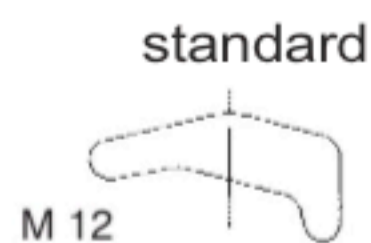
Size "G" = possible clamping height range

Size table for MTH clamping plates in the Nova Grip series											
Screw	a	b	c	d	f	g	l	øt	G-	G+	Weight kg/ 100 pcs
M8	36	32	16	15	15	8	20	9	6	10	Approx. 9
M10	36	32	16	13	15	8	20	11	6	10	Approx. 9
M12	43	38	19	17	18	10	23	13	6	14	Approx. 12
M12 LA	53	38	19	28	18	9	23	13	4	13	Approx. 15
M12 LAS	55	38	20	28	33	22	38	13	18	23	Approx. 21
M16	57	50	25	22	23	12	30	17	7	17	Approx. 30
M16 RF	80	50	30	41	23	12	34	17	6	17	Approx. 46
M20	71	63	31	29	30	16	38	21	11	23	Approx. 55
M24	86	75	38	35	34	17	43	25	10	23	Approx. 100

**Note:**

This size table only applies to the drawing above and not to those for fastening double-T beams on the pages that follow. Caution. Deviations are possible in forged parts.

**Types available**



Konstruktions-Änderungen vorbehalten.  
Specification of design are reserved.  
Irrtümer und Druckfehler vorbehalten.